

Registration Process for Exhibitor



Always ensure you provide accurate and complete information in the required fields to avoid errors or delays.



To save, you need to click on either "Save" or "Next."

1

Navigate to <https://icort.in/login.php>

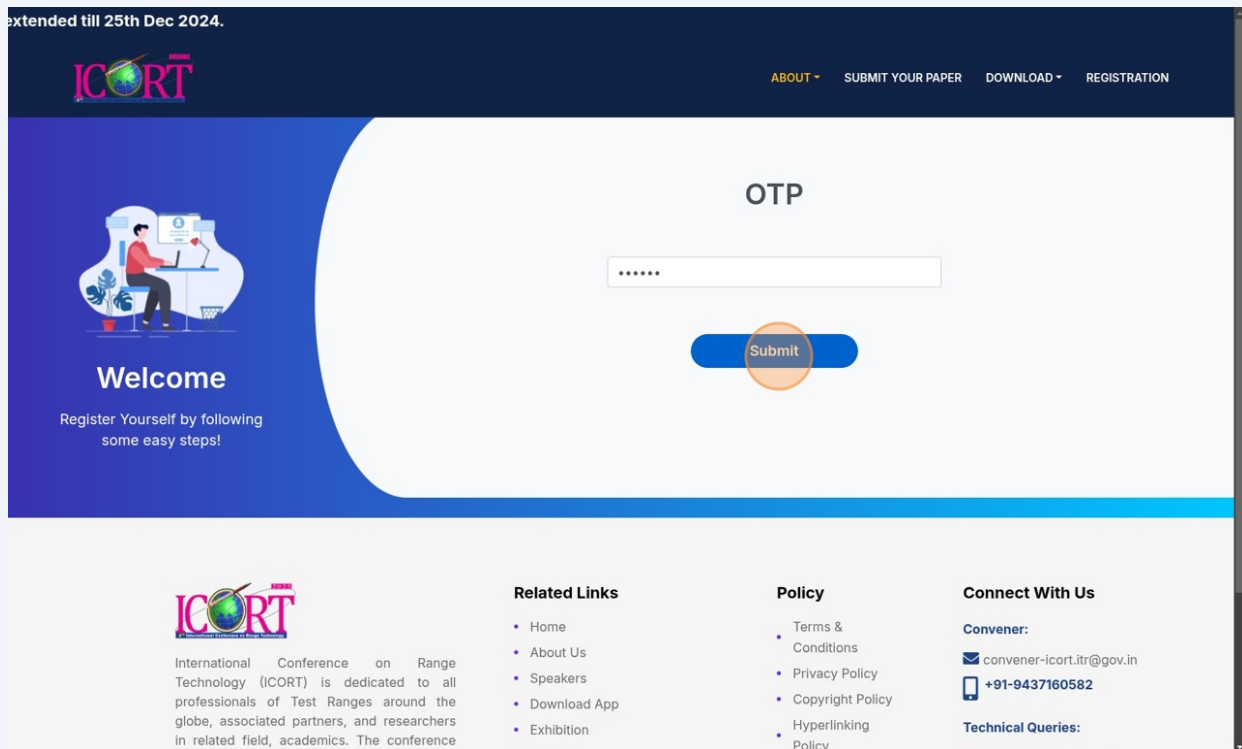
2

Fill in all the details and click the **"Register"** button to begin the registration process.

3

Enter the **OTP** received on your email ID and verify it to complete your registration.

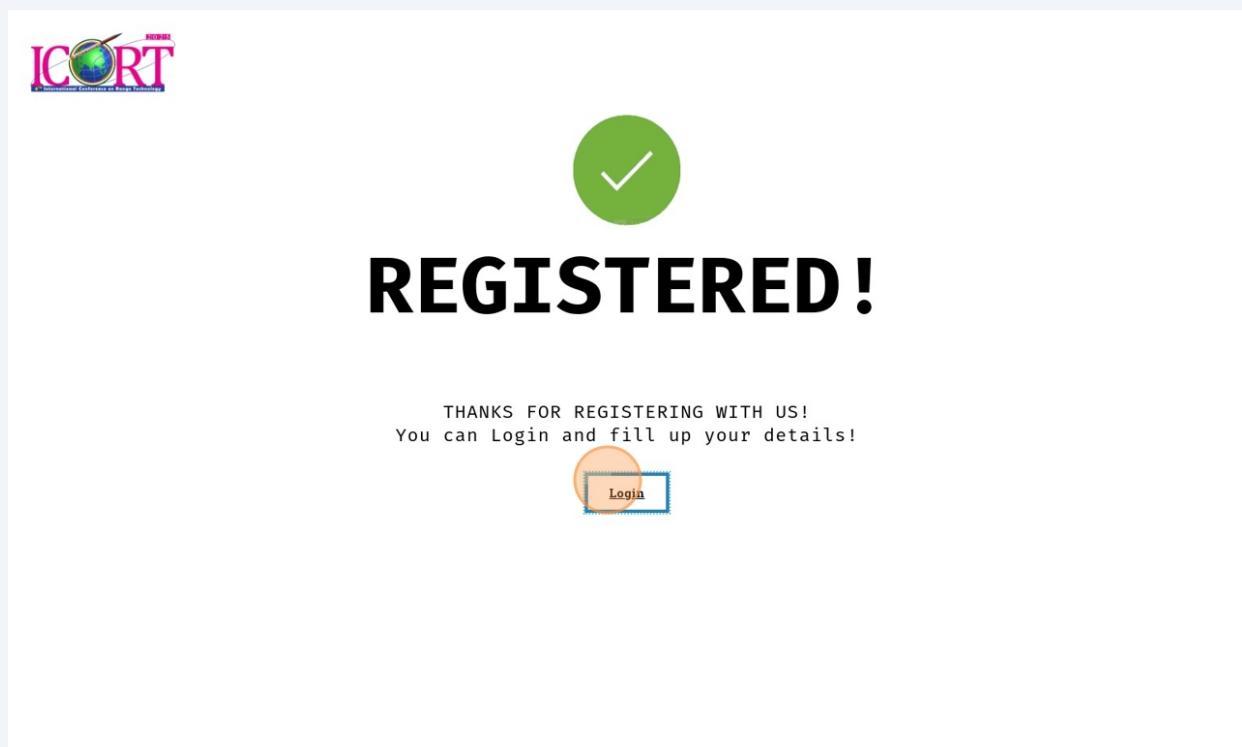
extended till 25th Dec 2024.



The screenshot shows the ICORT website's registration page. At the top, there is a dark blue navigation bar with the ICORT logo on the left and menu items: ABOUT, SUBMIT YOUR PAPER, DOWNLOAD, and REGISTRATION. Below the navigation bar, the page is split into two main sections. On the left, a blue sidebar contains an illustration of a person at a desk with a laptop and a monitor, with the text "Welcome" and "Register Yourself by following some easy steps!". The main content area on the right is white and features the heading "OTP" above a text input field with six asterisks. Below the input field is a blue "Submit" button. At the bottom of the page, there is a footer with four columns: "ICORT" logo and description, "Related Links" (Home, About Us, Speakers, Download App, Exhibition), "Policy" (Terms & Conditions, Privacy Policy, Copyright Policy, Hyperlinking Policy), and "Connect With Us" (Convener: convener-icort.itr@gov.in, +91-9437160582, Technical Queries).

4

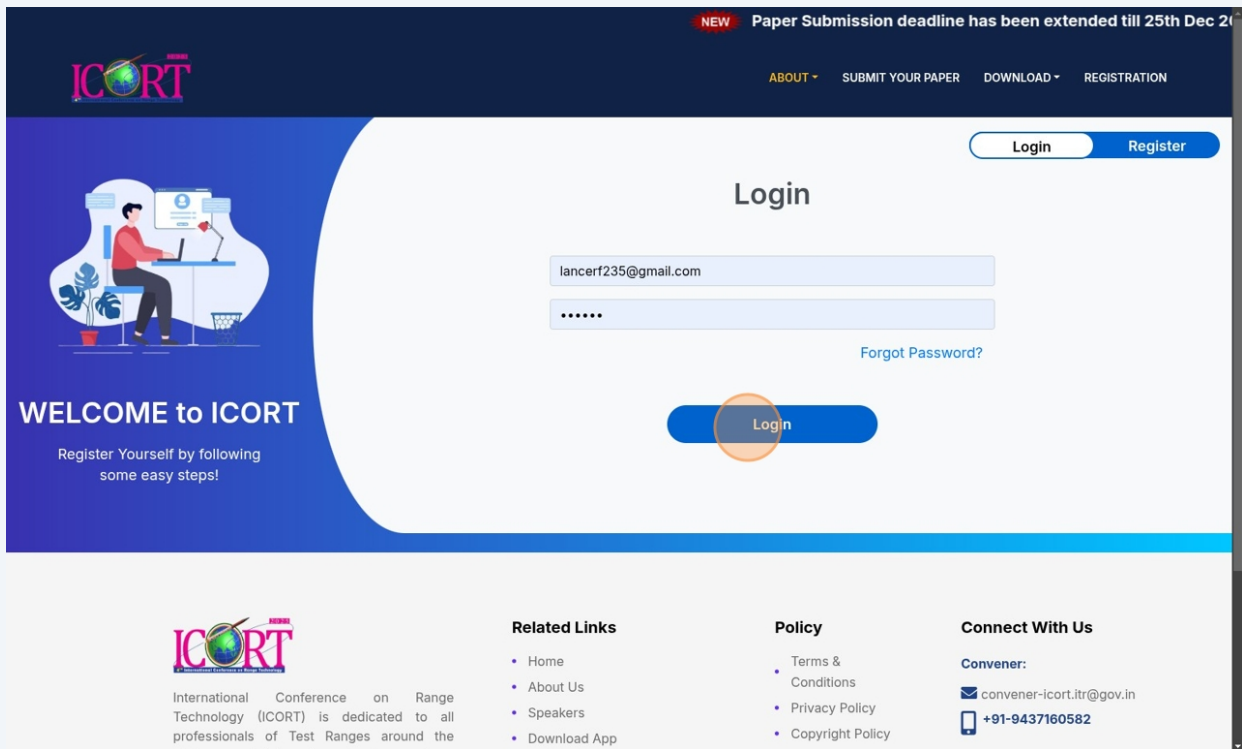
Click on "**Login**" to be redirected to the login page.



The screenshot shows the ICORT registration confirmation page. At the top left is the ICORT logo. In the center, there is a large green circle with a white checkmark. Below this, the word "REGISTERED!" is written in large, bold, black capital letters. Underneath, the text reads "THANKS FOR REGISTERING WITH US! You can Login and fill up your details!". At the bottom center, there is a blue "Login" button with a white border.

5

Enter your credentials and click "**Login**" to access your panel.



NEW Paper Submission deadline has been extended till 25th Dec 2020

ICORT ABOUT SUBMIT YOUR PAPER DOWNLOAD REGISTRATION

Login Register

Login

lancerf235@gmail.com

.....

[Forgot Password?](#)

Login

WELCOME to ICORT
Register Yourself by following some easy steps!

ICORT
International Conference on Range Technology (ICORT) is dedicated to all professionals of Test Ranges around the world.

Related Links

- Home
- About Us
- Speakers
- Download App

Policy

- Terms & Conditions
- Privacy Policy
- Copyright Policy

Connect With Us

Convener:
✉ convener-icort.itr@gov.in
☎ +91-9437160582

6 Click on "Profile Details" and complete your profile.

ICORT

MAIN

- Profile Details
- Organization Details
- Identity / Address Proof
- Stall Details
- Payment Details
- Logout

Profile Details

Account Pending Your account is pending for approval.

Person's Info

Prefix* Ms. First Name* Zenia Middle Name Enter Your Middle Name Last Name* Fry

Registration ID IND20250011 Gender* Select Gender Area Code* Poland (+48) Phone No* 0000000000

Email Id* lancerf235@gmail.com Password Password

Address Line 1 (It'll Be Used For Correspondence)* Address Line 1 Address Line 2

City* State* Pincode*

Upload Photo

EXHIBITOR

Save Next

7 Click on "Organization Details" and enter your organization details.

ICORT

MAIN

- Profile Details
- Organization Details
- Identity / Address Proof
- Stall Details
- Payment Details
- Logout

Organization Details

Organization Name* Enter Your Organization Name

Organization Address* Enter Your Organization Address:

Country* India Area Code Poland (+48) Phone No (Official): Enter Your Phone No

Email Id (Official): Enter Your Mail Id

Previous Save Next

2025 © ICORT2025. Design & Developed by Webingo

8

Click on **"Identity / Address Proof"**. If you are Indian, select "Indian"; otherwise, select "Overseas." Based on your selection, the document type will change accordingly.



Welcome Zenia

- Profile Details
- Organization Details
- Identity / Address Proof**
- Stall Details
- Payment Details
- Logout

Identity / Address Proof

Dashboard > Identity / Address Proof

Identity / Address Proof

Are You ?*

Overseas Indian

Types Of Identity Proof* :

-- Select --

Identity Proof Details*

Enter Your Identity Proof Details

Identity Proof Document*:

Select File

Types Of Address Proof* :

-- Select --

Address Proof Details*:

Enter Your Address Proof Details

Address Proof Document*:

Select File

I hereby declare that the information furnished above is true, complete and correct to the best of my knowledge and belief. I understand that in the event of my information being found false or incorrect at any stage, registration shall be liable to cancellation / termination without notice or any compensation in lieu thereof.

***Student must upload their valid student identity card along with authorization from Training and Placement Cell**

< Previous

Save

Next >

9

Click on **"Stall Details"**, enter the number of stalls you require, and fill in the other required fields.

ICORT

Welcome Zenia

MAIN

- Profile Details
- Organization Details
- Identity / Address Proof
- Stall Details**
- Payment Details
- Logout

Stall Details

Stalls Available - 11
Number Of Stalls*:

Enter Number Of Stall :

Stall Name*:

Enter Your Stall Name:

GSTIN:

Enter Your GST:

Fax*:

Enter Your Stall Fax:

Advertisement Content:

Select File

< Previous Save Next >

2025 © ICORT2025. Design & Developed by Webingo

10

Click on **"Payment Details"** and make the payment using the provided QR code or bank details. Be sure to save the transaction details.

ICORT

Welcome Zenia

MAIN

- Profile Details
- Organization Details
- Identity / Address Proof
- Stall Details
- Payment Details**
- Logout

Payment Details

Bank Account Details

Bank	State Bank of India	HDFC Bank
Account Name	ICORT-Chandipur	ICORT CHANDIPUR
Account No.	40108790634	50200034279556
IFSC Code	SBIN005755	HDFC0000336
SWIFT	N/A	HDFCINBBCAL

SCAN & PAY

QR Code

BHIM UPI

yono @SBI @SBIpay

Payment Details

Are You? DRDO Others

Transaction ID :

Enter Your Transaction Preference Number

Payment Bank Name :

Enter Your Payment Bank Name

Payment Bank IFSC /SWIFT CODE :

Enter Your Payment Bank IFSC /SWIFT CODE

Payment Type :

Enter Your Payment Type

Date And Time Of Payment :

Payment Proof / Authorization From Lab*:

Select File

Registration Fees	
Registration Fees	Rs. 0
Total Fees	Rs. 0

< Previous Submit >



After successful payment, your profile will go through a vetting process. The approval status, based on the action taken by the ICORT admin panel, will be reflected on your **Profile Details** page.